



Bublcam Guides

Getting Started

Prepared for

Bublcam

July 2015

Prepared by

VidePan

info@videpan.es

VidePan

Table of Contents

What is in the box?.....	3
Getting to know the Publcam.....	4
Publcam diagrams:.....	4
Publcam Tech Specs.....	5
How does the Publcam work?.....	7
LED Colour Chart.....	8
Safety Precautions, Warnings, Care and Storage.....	10
Warranty (EU)	11
Warranty Repair & Replacement Instructions:	12

What is in the box?

- Bulbcam
- USB cable
- Wall adapter
- Mini tripod
- Cloth pouch
- Lenspen



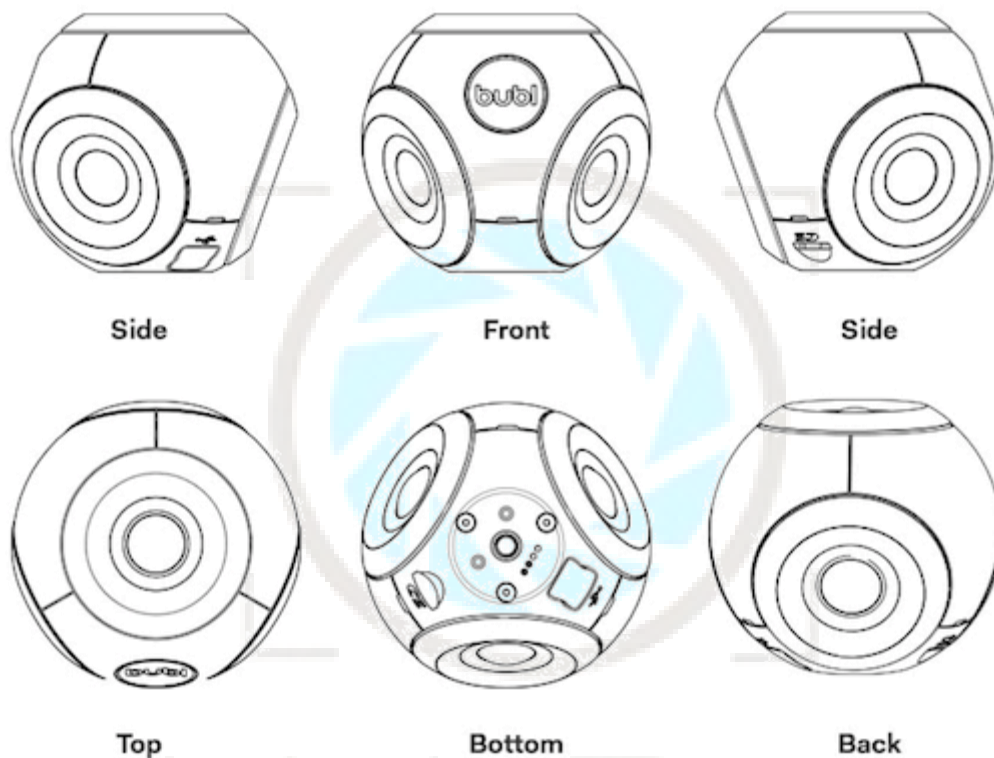
Getting to know the Bublcam

Terms you need to know:

bubl - spherical media in either photo or video format

Bubl Cloud - www.bubl.io - where you store and manage your bubls

Bublcam diagrams:



Bublcam Tech Specs

Size and weight	Dimensions	80mm (3.14") diameter, circular
	Weight	Bublcam: 280g
Storage	On board	MicroSD/SDHC
	Supports	4 - 32 GB Class 10 UHS-1 micro SD card
Power	Power source	3.7V LiPo at 1560mAh
	Charging method	Mini USB 2.0 port with USB cable + power adapter
	Charge Time	Approx. 2h
Optics	Aperture	f/2.0
	Field of View	4 lenses x 190° FOV (160 used)
	Focal Length	1.2mm
Minimum Focus	Distance	25cm
	Sensor	5MP x 4
video mode	Video File Format	Saved as .MP4, H.264
	Microphone	Omni PUI mic, -45dB+-3
	Audio Format	MP3
	Video File Resolution	Multiplex* 30 fps: 1440p x 1440p 15 fps: 1920p x 1920p Equirectangular** 30 fps: 1984 x 992p 15 fps: 2688p x 1344p
Image Mode		

	Photo File Format	Saved as .JPG
<i>Features</i>	Approx. Image Resolution	14MP Multiplex* 3840p x 3840p Equirectangular** 5376p x 2688 p
	Memory	64MB flash
	Chip	438 Mhz, TI-TMS320DM368
	Output	USB 2.0
	Accelerometer	Tri-axial +/-1.5G, 120Hz
	WiFi	802.11n
	Ports	USB, microSD
	Mount Thread	¼"-20 (standard tripod size)
	Supported Software/System	Mac OSX, Windows 7, 8
	Supported Mobile Software	iOS 8+, Android 4.1+
<i>Environmental</i>		
	Storage Temp	0° to 25° C
	Operating Temp	-15° to 40° C

*A Multiplex file displays the content captured from each of the 4 lenses in separate quadrants of the file.

**An Equirectangular file displays the spherical stitched content in a flat projection.

How does the Bulbcam work?







The Bulbcam has four 190 degree FOV lenses. The four lenses capture four images and combine them into a multiplexed photo or video feed (four fisheye views from each lens).





Our proprietary software stitches the four images together in real time to create one complete 360 degree/spherical photo/video.



LED Colour Chart

The Bublcam uses LED colours to communicate with you. Here's what it's telling you:

LED Colour	Behaviour	Description
	Pulsing	Powering on
	Pulsing	Saving file
	3 quick flashes	Capture failed - check to see that the microSD is inserted correctly or if the card is full
	Slow flash	Preparing to capture photo/video
	Quick flash	Ready to capture. Capture will begin on third quick flash
	Solid	Capturing bubl

LED Colour	Behaviour	Description
	Solid	Video mode. Ready to capture.
	Solid	Photo mode. Ready to capture.
	Pulsing	Recovering. Will reboot when complete.
	Flashing	Something went wrong. Need to recover OS.

VidePan

Safety Precautions, Warnings, Care and Storage

- Keep out of reach from infants and children
- Do not disassemble, alter, or apply heat
- Do not drop or subject the product to severe impacts
- Stop using the product immediately if it emits smoke/smell or behaves abnormally
- Do not let the product come into contact with liquids or moisture
- Avoid using, placing and storing the product in direct sunlight, humid/dusty areas, and temperatures above 40 C/104 F or under -40 C
- Use appropriate and provided cables, connections, ports
- Please use the provided lens pen to clean the Bublcams lenses



Warranty (EU)

Bubl Technology Inc. (“Bubl”) products are guaranteed against manufacturing defects two (2) years from the original date of purchase. Bubl’s sole obligation in the event of such defects during this period is to repair or replace the defective part or product with a comparable part or product at Bubl’s sole discretion. Except for such repair or replacement, the sale, processing or other handling of this product is without warranty, condition or other liability even though the defect or loss is caused by negligence or other fault. The foregoing warranty is limited and is not applicable to: (i) normal wear and tear; (ii) defects or damage caused by use, accident (including without limitation collision, fire and the spillage of food or liquid), neglect, abuse, alteration, unusual stress, modification, improper or unauthorized repair, installation, wiring, or testing, improper storage, use in an unapproved device or if the serial number has been removed; (iii) use not in accordance with the documentation; and (iv) damage caused by the equipment with which the product is used. Bubl assumes no liability for any accident, injury, death, loss, or other claim related to or resulting from the use of this product. In no event shall Bubl be liable for any special, indirect, incidental, punitive or consequential damages of any nature whatsoever relating to or resulting from the use of this product, any of its parts or equipment with which the product is used. Products are not warrantied against water housing leakage, industrial housing damage or any other resulting damage or defects. Please review and follow the instructions carefully when sealing the water or industrial housings.

The limited warranty extends only to the original retail purchaser and is not assignable or transferable to any subsequent purchaser or user. THE LIMITED WARRANTY SET FORTH ABOVE IS PROVIDED IN LIEU OF ALL OTHER WARRANTIES AND Bubl HEREBY DISCLAIMS ALL OTHER WARRANTIES OF ANY KIND, WHETHER EXPRESS, IMPLIED, STATUTORY OR OTHERWISE, INCLUDING WITHOUT LIMITATION ANY WARRANTIES OF MERCHANTABILITY, FITNESS FOR A PARTICULAR USE OR PURPOSE, NON-INFRINGEMENT, QUALITY AND TITLE. Bubl DOES NOT WARRANT THAT THE PRODUCT IS ERROR FREE OR THAT IT WILL FUNCTION WITHOUT INTERRUPTION. To the extent Bubl may not, as a matter of applicable law,

disclaim certain implied warranties, the duration of any such implied warranty shall be limited to the shorter of the two (2) year limited warranty period or the minimum time period permitted under such law.

To obtain warranty service for any product that is subject to the foregoing warranty, the customer must notify Bubl to obtain a Return Merchandise Authorization ("RMA" or "return") and return the defective product together with proof of purchase and the RMA form to the address specified by Bubl in connection with the RMA. Any product returned to Bubl without an RMA or without proof of purchase will be returned to customer at customer's cost. Returns or replacements of parts and/or products may be subject to shipping, handling, replacement and/or restocking fees.

Warranty Repair & Replacement Instructions:

1. If you have read and believe that your product has an issue that is covered under Bubl's warranty, please contact us here (<https://bubl.zendesk.com/hc/en-us/requests/new>) before returning anything to us.
2. If it is determined that the issue is covered under warranty, you will be granted a return and sent an email with the return number and return label.
3. Package the product to be replaced in its original packaging (if you don't have original packaging, please see shipping instructions), clearly write the return number on the outside of the package and use the return label to ship it to us.
4. If a product is not deemed covered under warranty or it is sent without a return number clearly written on it, it will be returned to the customer at the customer's cost.